










# KNITTING WITH THREE COLORS AND CATCHING LONG FLOATS

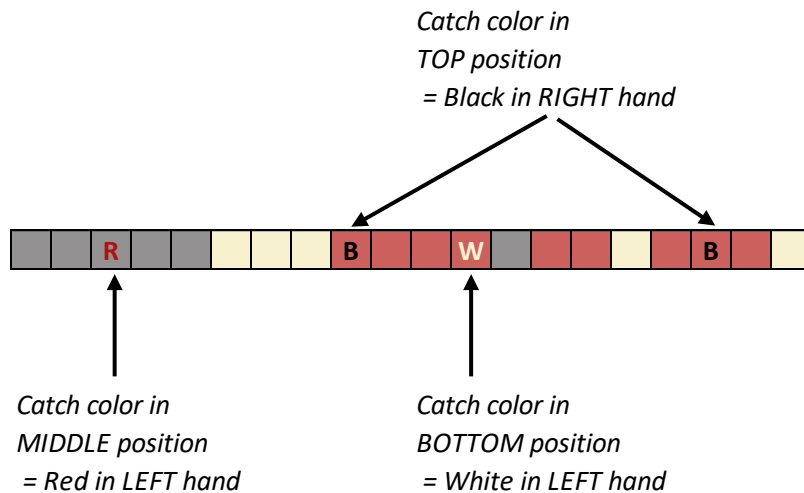
## Yarn Positions:


	LEFT hand	RIGHT hand
Top		 Black = "B"
Middle		 Red = "R"
Bottom	 White = "W"	

## Chart Legend:

 = Knit in B	 = Catch B + Knit in R
 = Knit in R	 = Catch W + Knit in R
 = Knit in W	 = Catch R + Knit in B

*"The color to be caught moves to the same position as the color to be knit."*



mary ann  
stephens 

Copyright 2023 Mary Ann Stephens

All Rights Reserved

Website = [MaryAnnStephens.com](http://MaryAnnStephens.com)

YouTube = "Knitting With Mary Ann Stephens"

Instagram = @maryannstephensknits

## CONCLUSIONS:

If color to be caught must move DOWN to be knit, wrap it UNDER the right needle, as if to knit.

If color to be caught must move UP to be knit, wrap / lift it OVER the right needle.